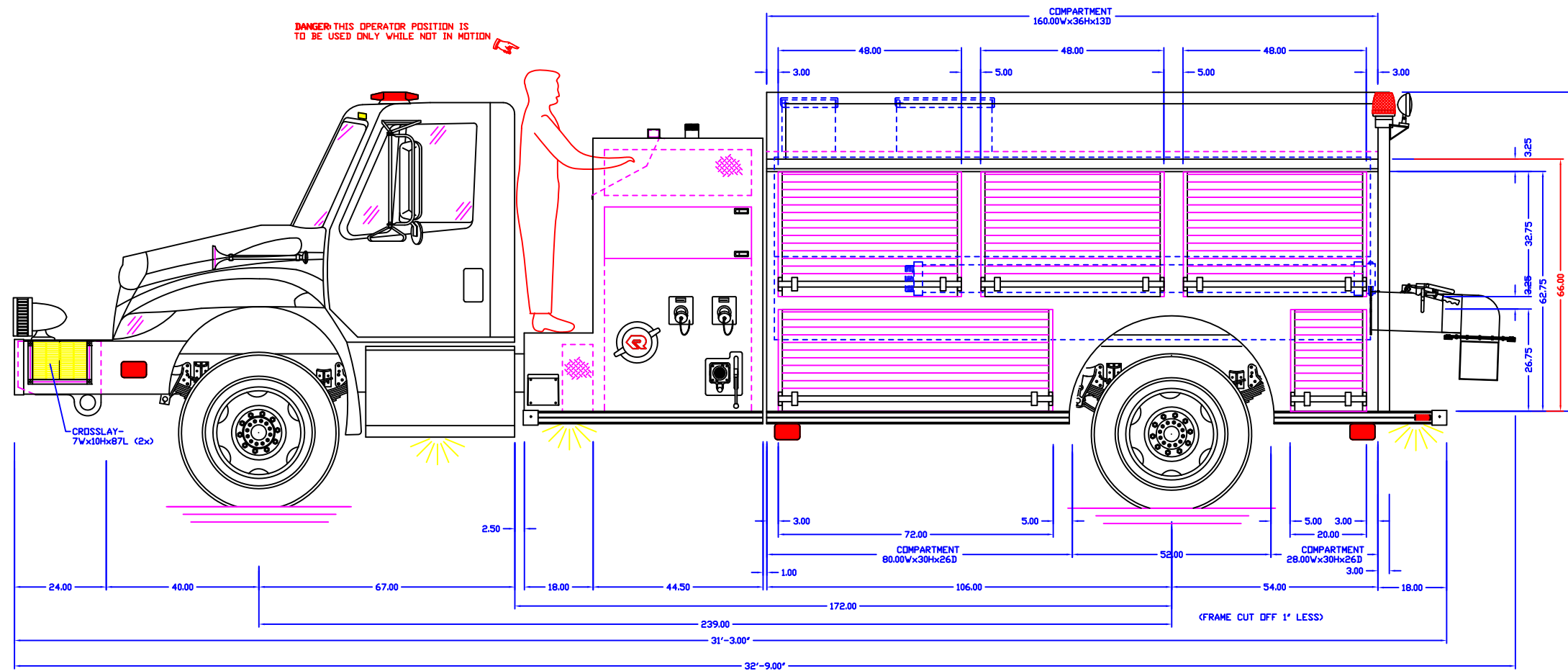
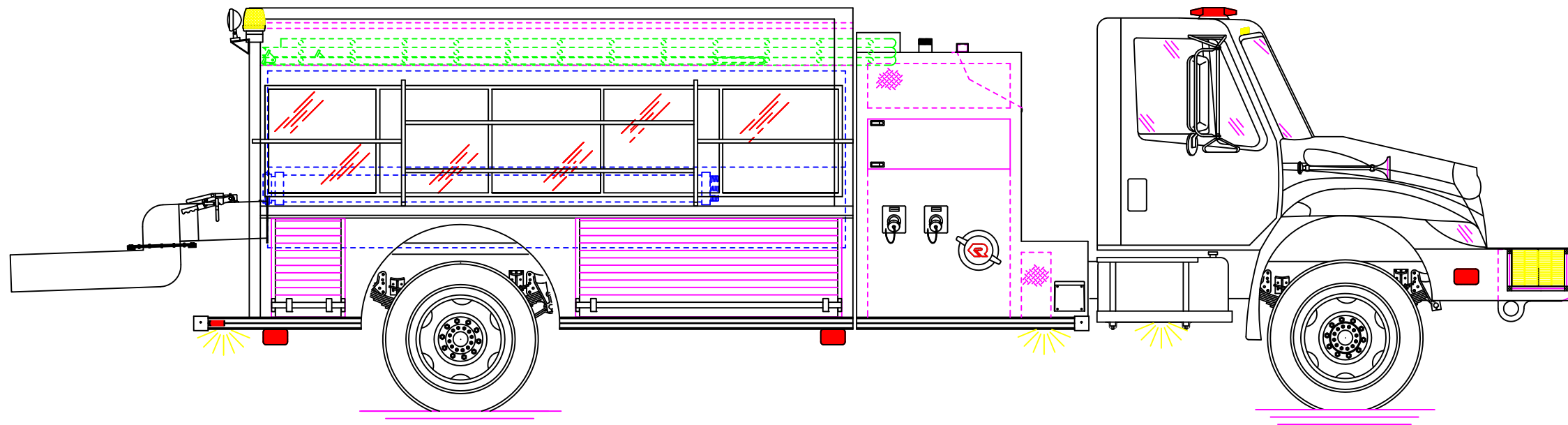
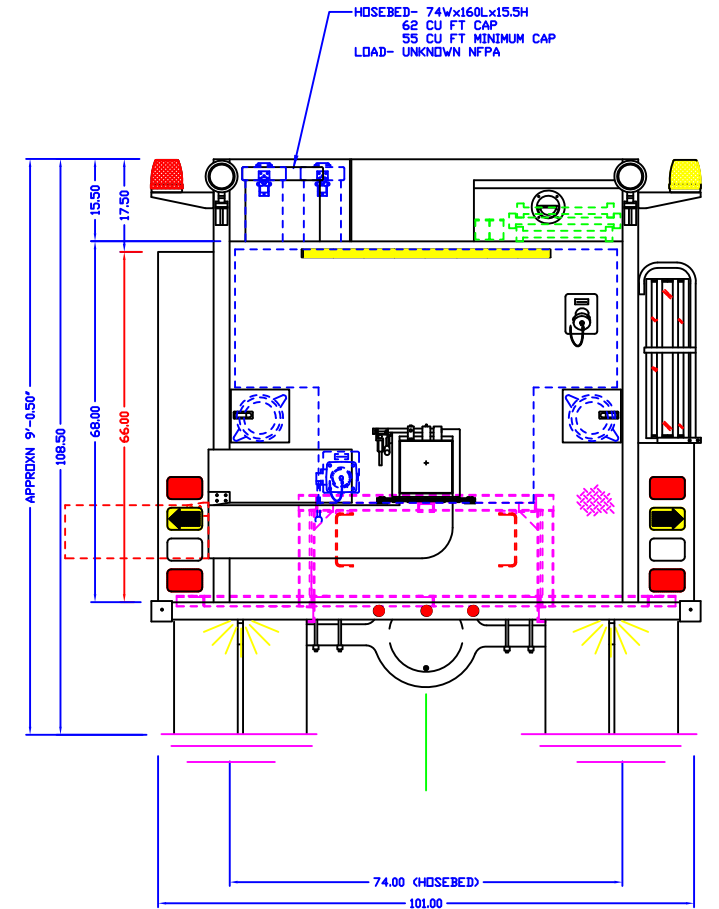


APPROVED BY:

NOTE: UNLOADED HEIGHTS MAY BE 4" ABOVE HEIGHTS SHOWN



DANGER THIS OPERATOR POSITION IS TO BE USED ONLY WHILE NOT IN MOTION



- NOTE: TANK CAP- 1800 GAL POLYPROPYLENE
- 12 GAL CAP FOAM CELL IN MAIN TANK (1x)
- 20 GAL CAP FOAM CELL IN MAIN TANK (1x)
- PUMP CAP- 1500 GPM DARLEY
- DIMENSIONS SHOWN ARE APPROXIMATE AND ARE SUBJECT TO MINOR DEVIATIONS DURING CONSTRUCTION
- NOT ALL ITEMS IN SPECS ARE SHOWN ON THIS PRINT
- SPOT LIGHT- 2 ON REAR
- COMPARTMENT INTERIORS SPATTER PAINT
- TOP & SIDE PUMP PANELS BLACK THERMOPLASTIC
- NFPA UPPER LIGHT PACKAGE- CODE 3
- NFPA LOWER LIGHT PACKAGE- CODE 3
- ROLL UP DOOR EFFECTIVE OPENING- 3" NARROWER AND 5" SHORTER THAN ACTUAL OPENING IN BODY

NONE	MAXIMUM HEIGHT	DATE: 09-12-07	BY: WLM
NONE	MAXIMUM LENGTH	DATE: 09-12-07	BY: WLM
101"	BODY WIDTH	CENTRAL	
HOUSTON RIVER, LA		DRAWING NUMBER	
0 12" 24" SCALE: REF. ONLY		houston river, la	