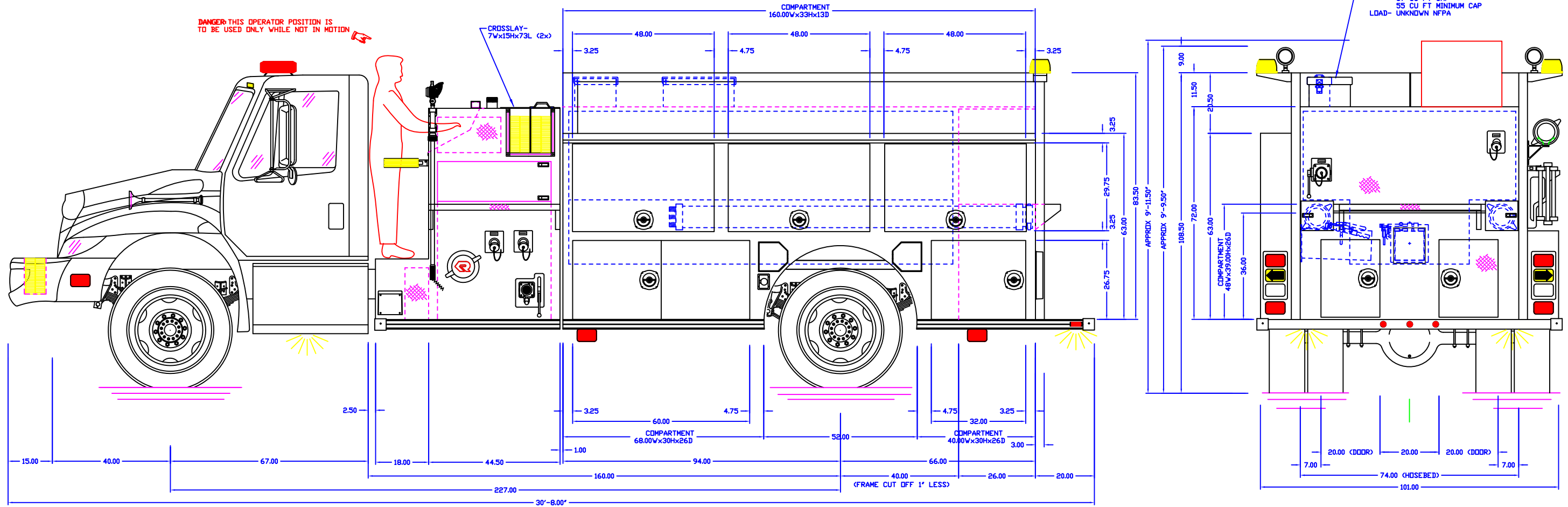
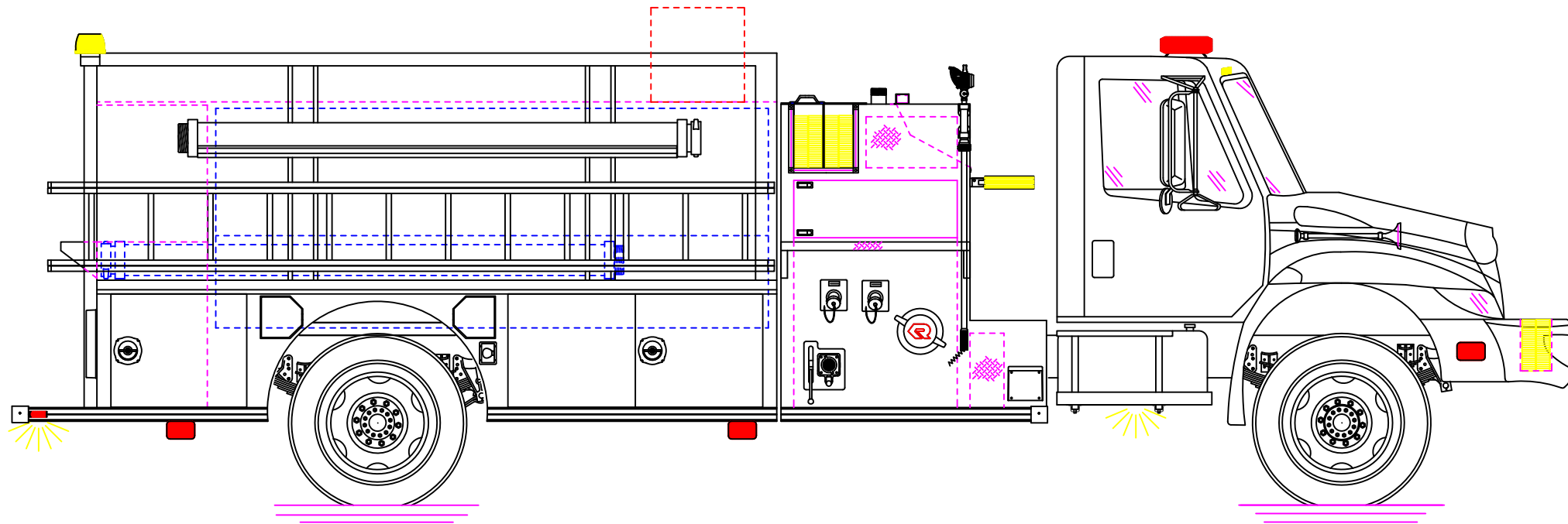


APPROVED BY:

NOTE: UNLOADED HEIGHTS MAY BE 4" ABOVE HEIGHTS SHOWN

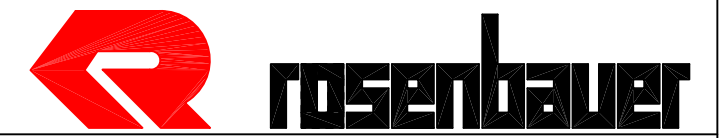


- NOTE: TANK CAP- 1500 GAL POLYPROPYLENE
- 15 GAL CAP FDAM CELL IN MAIN TANK (1x)
- PUMP CAP- 1500 GPM DARLEY
- DIMENSIONS SHOWN ARE APPROXIMATE AND ARE SUBJECT TO MINOR DEVIATIONS DURING CONSTRUCTION
- NOT ALL ITEMS IN SPECS ARE SHOWN ON THIS PRINT
- SPOT LIGHT- 2 ON REAR
- COMPARTMENT INTERIORS SPRAY LINER
- SIDE PUMP PANELS BLACK THERMOPLASTIC
- NFPA UPPER LIGHT PACKAGE- WHELEN
- NFPA LOWER LIGHT PACKAGE- WHELEN
- REAR INTERMEDIATE STEP TO BE BOLT ON



NOTE: 3/16" ALUMINUM CONSTRUCTION

NONE	MAXIMUM HEIGHT	DATE 05-21-08	REVISED
NONE	MAXIMUM LENGTH	CENTRAL	
101"	BODY WIDTH		



JEFF DAVIS FD#3, LA