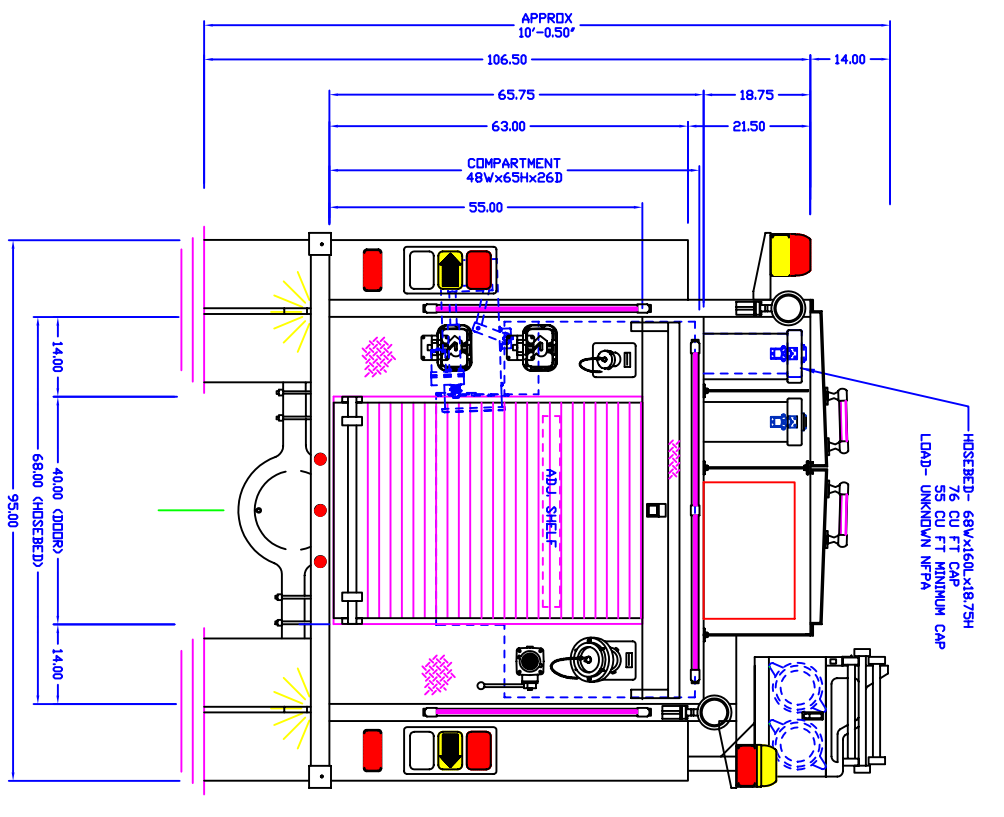
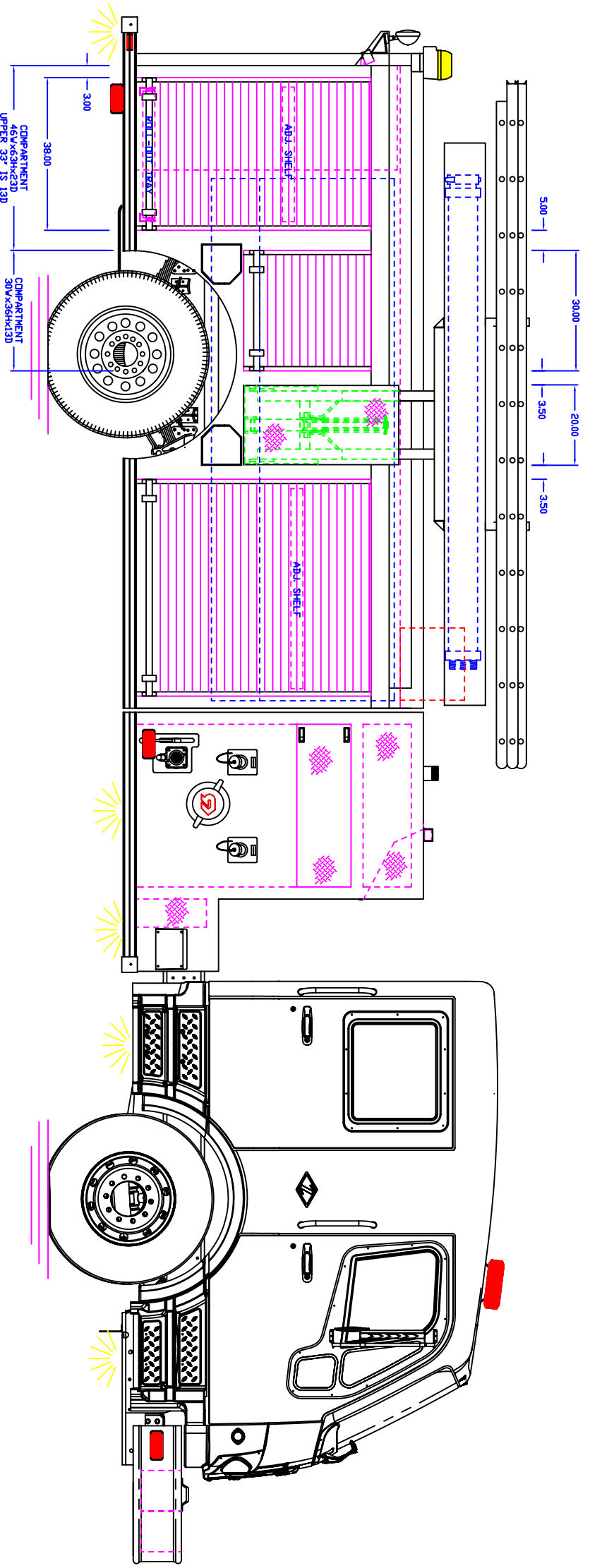
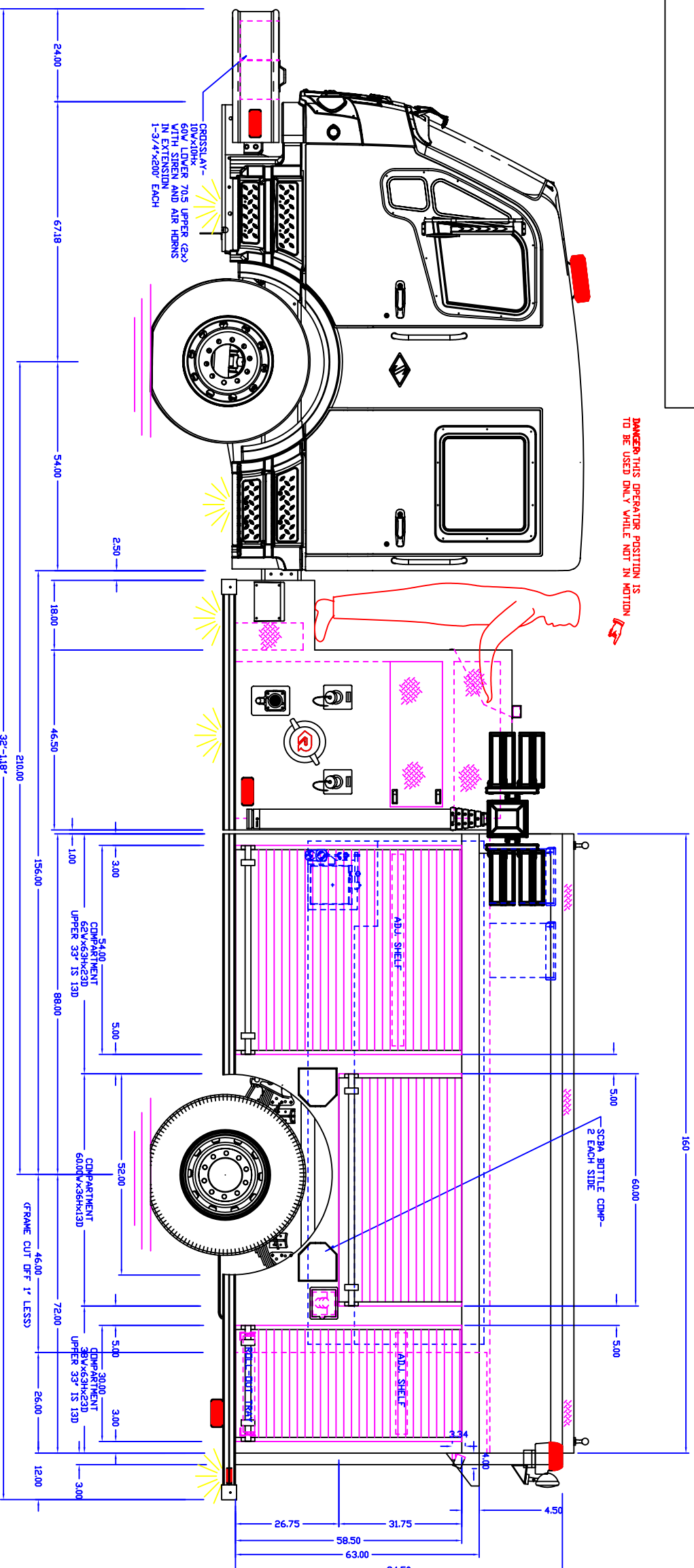


APPROVED BY:

⚠ DANGER THIS OPERATOR POSITION IS TO BE USED ONLY WHILE NOT IN MOTION



NOTE: TANK CAP- 1250 GAL. POLYPROPYLENE  
20 GAL. CAP FROM A CELL IN MAIN TANK (LX)  
30 GAL. CAP FROM B CELL IN MAIN TANK (LX)  
PUMP CAP- 1250 GPM HALE  
ROSENBAUER MAX C.A.F.S.

DIMENSIONS SHOWN ARE APPROXIMATE AND ARE SUBJECT TO MINOR DEVIATIONS DURING CONSTRUCTION  
NOT ALL ITEMS IN SPECS ARE SHOWN ON THIS PRINT  
SPOT LIGHT- 2 ON REAR  
COMPARTMENT INTERIORS SPATTER PAINT  
SIDE PUMP PANELS BLACK THERMOPLASTIC  
NFPA UPPER LIGHT PACKAGE- WHELEN  
NFPA LOWER LIGHT PACKAGE- WHELEN  
GENERATOR- HARRISON  
REAR INTERMEDIATE STEP TO BE BOLT ON  
ROLL UP DEER EFFECTIVE OPENING- 3 MARKING AND 5 SUPPORTER THAN ACTUAL OPENING IN BODY

**3" ALUM. CONSTRUCTION**

DESCRIPTION	UNIT	REVISION
NONE	MAXIMUM HEIGHT	REV. 01/22/07
NONE	MAXIMUM LENGTH	
95"	BODY WIDTH	
	CENTRAL	



**SOUTH BOSSIER, LA**

0 12" SCALE REF. ONLY  
DRAWING NUMBER  
south bossier, la